



Hörmann Entrance Doors

For Your Safe and Elegant Living

HÖRMANN



Security Entrance Door HTA100, Jager Surface

5




Brand Strengths

11



Security Doors

21



Fire-rated Security Doors

Splendid Life Begins with Hörmann Entrance Doors.

- 3 Brand Story
- 5 Brand Strengths
- 7 Representative Residential Projects
- 9 Product Philosophy
- Security Doors**
- 11 Security Entrance Door HTA100
- 19 Steel Residential Multi-purpose Door HHS
- Fire-rated Security Doors**
- 21 Steel Security Entrance Door HTA90
- 23 Steel Fire-rated Security Door HR60S
- 25 Powder Coating Surface
- 27 Decograin Surface
- 31 Silkgrain Surface
- 33 Hardware
- 37 Smart Lock
- 39 Technical Data
- 41 Service Network System

“ Einen guten Namen muss man sich erarbeiten
Good reputation must be earned ”

—— August Hörmann (1886-1944)
Founder of Hörmann Group



The popular Hörmann up-and-over garage doors
throughout European middle-class families in the 1960s.



1935

Founded the "Biefeld Steel Doors Factory"

Hörmann One of the Leading Global Brands of Doors

Hörmann, founded in 1935, is a family-owned enterprise headquartered in Steinhagen, Germany. It is one of the leading brands in the international door manufacturing industry, offering a complete range of doors. Upholding the motto "Good reputation must be earned" founder Mr. August Hörmann laid the foundation for the company. Through the relentless efforts of four generations, Hörmann has evolved into a prestigious brand worldwide, rooted in the family name, and renowned for premium quality.



1998

Entered the Chinese market and established Hörmann Beijing Plant

Hörmann boasts a global presence with more than 40 highly specialized factories across the world and a sales-service network throughout Europe, Asia, and the Americas. Since Hörmann entered the Chinese market in 1998, factories in Beijing, Tianjin and Changshu were established successively, producing security doors, interior doors, fire-rated doors, industrial doors, and integrated solutions of doors. Hörmann has 18 sales branches and over 100 distributor partners in China. Our service network pervades throughout China and other APAC regions, offering customized opening solutions for our clients.



2018

Hörmann Changshu Plant with automated production line based on Industrial 4.0

Engineered in Germany with Premium Quality



Through nearly a century of innovation and development, Hörmann has prospered with a global footprint and become a true promise of premium quality. German engineering, professionalism, and ongoing practical experience are our traditions and are the backbone of our success over the past.

Endurance tests under real conditions for different door types and critical components ensure mature series products with Hörmann quality. This ensures that our customers can rely on our proven range of high-quality products to help them achieve their ambitious plans.



Security and Care in Each Detail Competence Makes Good Quality



Precision and Innovation for product development

Our continuous improvement in every detail and constant focus on research and development are the cores of maintaining premium quality. Thanks to our globally leading development teams of superior competence, we achieve hundreds of technological innovations each year to maintain competitive advantage and offer greater security for more and more homes across the world.

Excellent services throughout

We pursue perfection with highly professional and experienced service staff and stay closely in touch with customers to provide tailor-made door solutions, including design, installation and aftersales service.

Globally leading production process and technology

Each of our specialized factories is equipped with advanced processing equipment for manufacturing. Highly automated production lines ensure high-quality products and individualized solutions for different customers.

Reliable quality assurance

Our internal and external quality control systems guarantee product quality. We aim at continuous learning and improving through services. Customers are the everlasting drive for ongoing improvements.



Representative Residential Projects

Hörmann has been operating in the APAC market for over 25 years and has collaborated with hundreds of real estate companies in China to build a large number of representative high-end residential projects. These projects are located in major and mid-sized cities across China and exemplify Hörmann's commitment to excellence, offering security and personalized service to millions of families.

With a thorough understanding of market demands and rich case experience, Hörmann has won the praise and trust of this field and its clients.





GEMDALE LAKE CITY
Location: Xi'an
Building Type: High rise, villa



VANKE JADE VILLAS
Location: Shenyang
Building Type: Villa



SHANHAIHUI VILLAS
Location: Kunming
Building Type: Villa



SHANSHUI SHANGJING
Location: Zhengzhou
Building Type: Garden villa, high rise



BOMA BAY OF MODERN ART
Location: Xiamen
Building Type: High rise, air villa



LUXIN HANZHANG GARDEN
Location: Qingdao
Building Type: High rise



GUOHE TIANZHU
Location: Shijiazhuang
Building Type: High rise




SINOEAGLE NO. 11
Location: Shanghai
Building Type: High rise



SUNSHINE 100
Location: Chongqing
Building Type: High rise



VANKE EAST COAST
Location: Shenzhen
Building Type: Villa, garden villa, high rise



SHIHUA LONGYUE
Location: Beijing
Building Type: Garden villa, high rise




BINHU SHUANGXI
Location: Hefei
Building Type: Villa



SANXIANG QIANTAN
Location: Shanghai
Building Type: High rise



YANGCHENG LAKE VILLAS
Location: Suzhou
Building Type: Villa



WEINING YOUTH GAMES VILLAGE
Location: Nanning
Building Type: High rise

* Only some of the residential projects are listed, in no particular order.

Secure and Reliability from the Visible to the Invisible

Hörmann is committed to providing you with a comfortable and private living experience that is free from the distractions of the outside world, in terms of security, acoustic insulation and thermal insulation.

Hörmann is well versed in every subtlety of entrance door design, delivering high quality from visible sustainable materials and hardware to invisible door structure and infill, with German security solutions. Choosing Hörmann, guard your home with a high-guaranteed standard.



German Elegance Creates A Fashion Landscape

The entrance door is the first barrier to a home. A good choice can give you and your guest an exquisite and elegant reception.



German Quality



Security



Fire Resistance



Authoritative Certification

Anti-burglar for an entrance door is crucial. Hörmann entrance doors effectively protect your home from break-in attempts with a real anti-burglar function. We are dedicated to the security features that are not visible on the door, such as anti-burglar structure, material strength, lock type, etc.

For high-rise residential buildings, entrance doors need to meet the regulation of fire protection. When the elevator lobby is not divided into fire-proof zones and is not equipped with fire-rated doors, an entrance door with a fire-proof feature is required for safety considerations.

It is important to harmonise perfectly with your building style and interior decoration. A wide range of surface options are offered to give your entrance door a personal taste. The customization also comes into play, bringing you a unique value.



Security Entrance Door HTA100

More Intelligent and Personalized

Hörmann HTA100 entrance door originated from German craftsmanship, highlighting exquisite details and noble elegance. Your secure and private spaces are realized through luxurious intelligent solutions. Its surface can also be customized to reflect a unique and personalized style.



Security Entrance Door HTA100,
Strata Surface

The Way of Design with Meticulous Craftsmanship

- . Framed with thermal-break aluminium profile and filled with polyurethane foam, bringing excellent thermal insulation.
- . Integrating automatic multi-point lock and intelligent access control system, bringing key-free access within your grasp.
- . Flush transition on both the interior and exterior sides.
- . Allowing different interior and exterior decoration with a wide range of customized surfaces.
- . Sealed with tailor-made imported EPDM sealing strip for advanced performance of thermal and sound insulation.
- . Specialized waterproof design at the bottom, preventing rainwater from flowing inside.



Security Level
EN1627 RC3



Thermal Insulation
0.76 W/(m²·K)



Acoustic Insulation
38 dB

HTA100 Technical Data

Security level	EN1627 RC3
Thermal insulation	Single-leaf 0.76 W/(m ² ·K) Double-leaf 0.98 W/(m ² ·K)
Acoustic insulation	38 dB
Wind load resistance	GB/T 7106 Class 9 (highest)
Air impermeability	GB/T 7106 Class 8 (highest)
Water tightness	GB/T 7106 Class 6 (highest)
Leaf thickness *	100 mm
Frame depth *	100 mm
Infill	PU foam material
Hinge	SUS 3D adjustable concealed hinge
Max. size	Single-leaf 1300 × 3000 mm
	Double-leaf 2500 × 3000 mm
	Side light 1000 × 3000 mm
	Max. overall width 3000 mm

* Actual dimension may vary according to the thickness of surface finishes chosen.




Security Entrance Door HTA100

Surface series


Five elegant surface series are tailored for the HTA100 entrance door, including surfaces in sintered stone panel, aluminium panel with minimalist design, aluminium panel with precision carving, wood panel, and steel panel. Flexibility in matching different surface finishes is available for both inside and outside, for both door leaf and door frame.



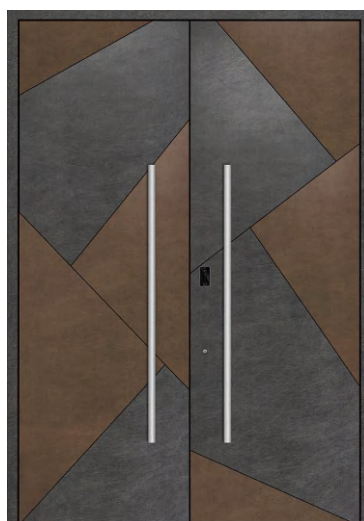
Security Entrance Door HTA100, Gravel Surface




Sintered Stone · Strata



Sintered Stone · Gravel



Sintered Stone · Velvet



Sintered Stone · Universe

Sintered Stone Panel Surfaces — Inspired by Nature

Sintered stone not only inherits the texture of natural stone but also infuses it with new creative elements, bringing forth a captivating array of patterns and color variations.

- LAMINAM from Italy
- Techsize from Spain
- Hörmann Collection



UV
Resistance



Corrosion
Resistance



Impact
Resistance



Scratch
Resistance



Water
Impermeability

Security Entrance Door HTA100

Surface series



Security Entrance Door HTA100, Bodensee Surface




Aluminium Minimalist
Bodensee



Aluminium Minimalist
Matterhorn




Aluminium Precision Carving
Breeze



Aluminium Precision Carving
Retro




Aluminium Precision Carving
Helios



Aluminium Precision Carving
Jager



Steel
Gingko



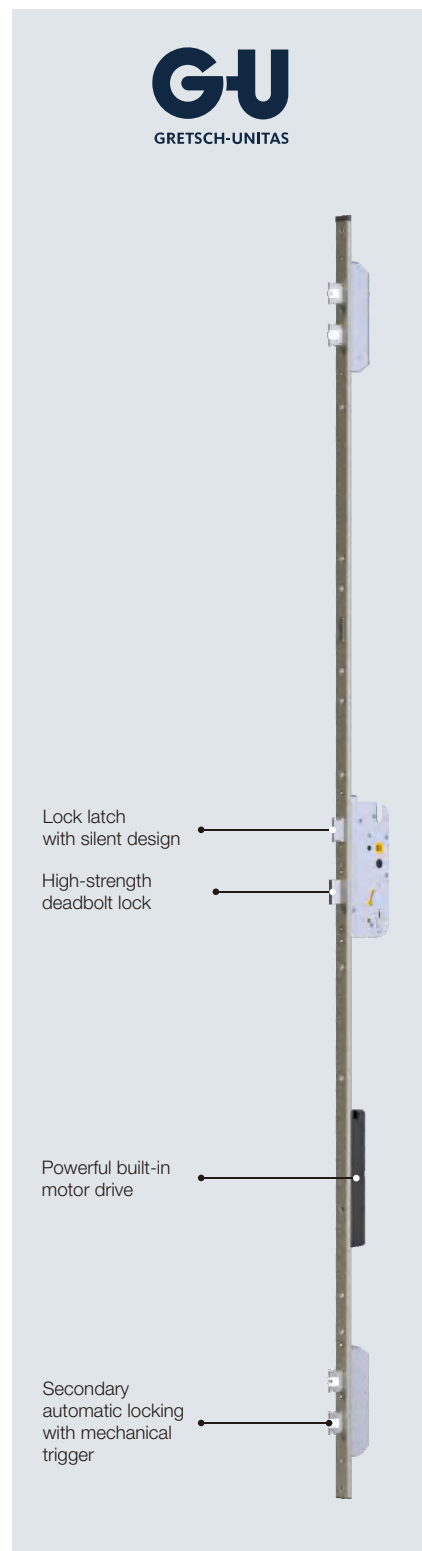
Steel
Bauhaus

Security Entrance Door HTA100

Hardware and accessories

Automatic Multi-point Lock

Electromechanical locking and unlocking with precise control electronics and a powerful gear motor. One-piece multiple locking points bring higher locking strength.



Smart Access Control

Intelligent access methods such as password, fingerprint and face recognition are available. All-in-one control panel equipped with access control, digital peephole and doorbell, can be embedded in a handle, side wall, and even door leaf. Elegant key-free solutions make home access more secure and convenient.



Independent keypad module



Independent fingerprint-scanning panel



Integrated intelligent handle



Multi-function access control panel

FSB Interior Handles

FSB



1102 series



1267 series



1004 series



1242 series



Hörmann Interior Handles



Aluminium handle D-110



Aluminium handle D-310



Aluminium handle D-410



Aluminium handle HSF-01



SUS golden handle HSF-02



Brushed SUS handle HSF-03



Brushed SUS handle HSF-04

Hörmann Exterior Handles

Open Limiter

Concealed Hinge




HOE 761
Customizable length and surfaces



HOE 600
Length 950mm



HOE 300
Length 1000mm



HOE 75 / 75A
Length 1000mm



Steel Residential Multi-purpose Door HHS

Available in flexible configurations

European-standard Cylinder

Italian-imported security cylinders, master-key cylinders, and key-alike cylinders are available to achieve high security and hierarchical management.

European-standard 3D Adjustable Hinge

SUS304 hinges are EN1935 certified, with a load-bearing capacity of 160kg. It is flexibly adjusted in three dimensions for door fitting tolerances.

Smart Access

Hörmann smart lock with integrated finger scanner, passcode keypad and card reader brings you even greater security protection and more convenience.

Special Sealing Strips

It is equipped with multi-chamber hollow sealings embedded in the frame R-groove, improving the performance of sealing and acoustic insulation.



Steel Residential Multi-purpose Door HHS,
Dark Sandalwood Surface



HHS Technical Data

Security level	GB17565 Class1 (optional)
Leaf thickness	50 mm
Leaf steel sheet thickness	0.6 / 0.8 mm
Frame depth	114 mm
Frame steel sheet thickness	1.5 mm
Thermal insulation	1.8 W/(m ² ·K)
Acoustic insulation	34 dB
Air impermeability	GB/T 7106 Class 8 (highest)
Hinge	SUS 3D-120 adjustable hinge
Infill	Mineral wool / Paper honeycomb
Max. size	Single-leaf 1500 × 3000 mm Double-leaf 2850 × 3000 mm

* The performance characteristics were tested when the door was filled with mineral wool and fitted with threshold with seal.



Horizontal Gray Oak Surface

Steel Entrance Door HTA90

Excellent inner and sophisticated appearances

Stay Tuned for
Official Launch in 2025!

HTA90 entrance door breaks the conventional structural design of steel door, firmly framed with galvanized steel, reinforced by antiseptic wood as door leaf keel, finished with eye-catching armored decorative plates. The door breaks the boundaries between beauty and functional performance and reaches a higher hierarchy of aesthetics.

The door also aims to ensure excellent performance in all aspects, from high strength and anti-burglar to acoustic insulation and thermal insulation. HTA90 is designed to meet the security level of GB 17565 Class 3, and is available with multi-point security mechanical or electrical locks and imported high-security lock cylinders, delivering a German-style security solution. The dual sealing strips embedded in the door and frame effectively block the noise in the corridor. The thermal-break structure and infill material make its performance characteristics even better.



Steel Security Entrance Door HTA90, Fireproof Composite Wood Finishes



Security Level
GB 17565 Class 3
(Designed Value)




Thermal Insulation
1.0 W/(m²·K)
(Designed Value)



Acoustic Insulation
35 dB
(Designed Value)



Steel Security Entrance Door HTA90,
Fireproof Composite Wood Finishes



Steel Security Entrance Door HTA90, CH703

Aesthetic Interest

Three series of decorative plates are tailored:

- Wood decorative finishes, bring you back to nature.
- Aluminium decorative finishes, with a simply modern style.
- Copper decorative finishes, exuding resolute charm.

Smart Access

Smart lock or multi-point security electrical lock with a variety of intelligent access controls can be chosen for a convenient way to home. In addition to general face ID, finger scanning, password, and card reader, a digital peephole equipped with a large screen enables easy visualisation of outdoor situations.

Fire Protection

Hörmann excels in the core technology of fire-rated doors, HTA90 can meet fire resistance requirements of GB 12955 by configuring the fireproof board filling and specific fireproof hardware fittings.

HTA90 Technical Data ¹

Security level (designed value)	GB 17565 Class 3
Fire resistance (designed value)	GB12955 Class B , 60 min
Thermal insulation (designed value) ²	1.0 W/(m ² ·K)
Acoustic insulation (designed value) ²	35 (-2;-4) dB
Door leaf form	Rebated
Leaf basic thickness ³	62 mm
Leaf steel sheet thickness	0.8 mm
Frame basic depth ³	100 mm/114 mm
Frame steel sheet thickness	1.5 mm
Decorative finish	Fireproof composite wood / Aluminium / Copper
Infill	Fire-proof board / PU foam
Hinge	3D adjustable screwed-in hinge/ 3D adjustable concealed hinge
Lock	Fire-resistant lock (as standard) /Multi-point security mechanical lock /Multi-point security electrical lock
Max. size	Single-leaf 1200 × 2500 mm Double-leaf 2400 × 2500 mm

¹ HTA90 has not been launched. The configuration and parameters are for reference only.


² The values were tested when the door was filled with PU foam.

³ The final dimension may vary according to the thickness of decorative finishes chosen.


Steel Fire-rated Security Door HR60s

Quintuple protection in one

HR60S is one of the ideal choices for entrance doors of high-rise buildings as the first line of defence to your home in case of fire. Designed to strictly comply with the standards of GB12955 and GB17565, it simultaneously meets five protective functions: fire resistance, burglar resistance, thermal insulation, acoustic insulation and airtightness.




Steel Fire-rated Security Door HR60S, DEC2010 Cassia Siamea Surface



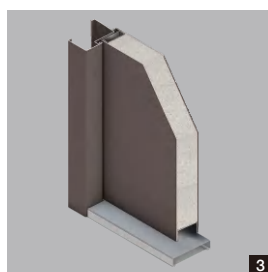
1 SUS Lock Set

Equipped with a three-part silent latch and three SUS dead bolts that can be quickly released from inside. An independent button on the indoor side allows for indoor quick locking.



2 3D Adjustable Hinge

The hinge is adjustable from three dimensions, easy to install and maintain. It is made of 3.5 mm steel sheet, durable and sturdy.



3 Fire-Proof Infill

A complete fireproof board Infilled provides stable protection.



4 Fire-Proof Expansion Sealing

Dual fire-proof sealing in a multi-chamber hollow design expands and seals the gap between the leaf and frame during a fire, stopping the flames and smoke from spreading.



HR60S Technical Data

Fire resistance / Security	Gb12955 Class B, 60min; GB 17565 Class 1
Thermal insulation	1 .8 W/(m ² ·K)
Acoustic insulation	38 dB
Air impermeability	GB/T 7106 Class 8 (highest)
Leaf thickness	62 mm
Leaf steel sheet thickness	0.8 mm
Frame depth	85 mm/100 mm
Frame steel sheet thickness	1 .5 mm
Hinge	Galvanized steel 3D-160 adjustable hinge
Handle	Lever/knob handle set F100 (as standard) Lever/knob handle set F200
Max. size	Single-leaf, corner frame, 1200 × 2400 mm Single-leaf, knock-down block frame, 1200 × 2500 mm Double-leaf (asymmetrical), corner frame, 1600 × 2400 mm Double-leaf (asymmetrical), knock-down block frame, 1600 × 2500 mm



Steel Fire-rated Security Door HR60S, Moon Grey Surface

Powder Coating Surface

Full range of colors for you

Bright colors is helpful in creating a lovely atmosphere, making people feel more happy and comfortable.

The resin-based powder is coated and adsorbed evenly on the surface of steel sheet by electrostatic effect, melt at high temperature, and then solidifies into coating film after cooling down. The smooth and dense film thickness is about 70-120 μm . This kind of solid-state powder is free of organic solvents, effectively avoiding solvent volatilization and pollution like liquid paint does.

Nearly 200 RAL colours are optionally available to well match a variety of decorative styles.



Colours and surface finishes shown are subject to the limitations of the printing process and cannot be regarded as binding.



RoHS2.0 Certification



Powder Coated in RAL1019



- 1 Powder coating
- 2 High quality galvanized steel sheet
- 3 Environmentally friendly glue
- 4 Safe and environmentally friendly filling materials



Decograin Surface

Vivid wood-like texture

Imported Environmentally-friendly Finishes

High quality German-made wood-like surfaces and the exquisite technology in accordance with DIN standards create a classic and tough look with a long lifetime.

Natural Textures

Decograin surfaces not only have a natural-looking appearance and a real sense of touch but are also UV-resistant, durable, and enduringly glamorous.

Advanced Heat-pressing Procedure


Our fine Decograin film is tightly attached to the galvanized steel sheet of the door leaf through an environmentally friendly high-tech heat-pressing procedure, bringing high adhesion and avoiding the risk of peeling from the edge.



Door leaf: Golden Oak



Door leaf: Mahogany



Door leaf: Wallis Plum Natural




Door leaf: Horizontal Gray Oak




Range 1 & Range 2



Granada Maple




Kings Oak



Malaga Cherry



Golden Oak



Hungary Ash Cognac




Wallis Plum Natural




Meran Apple




Mahogany




Dark Mahogany



Dark Sandalwood



Horizontal Gray Oak



Horizontal Dark Oak

Bringing a lively artistic look
just with the simple timber-like surface



Decograin Surface

Vivid wood-like texture


Various Decograin surfaces with flexible textures and colors, present natural 3D wood patterns and create a cozy atmosphere. Certified by German SKZ, it guarantees excellent outdoor weather resistance, color fastness, and ease of cleaning and maintenance.



Door leaf: DEC2006 North American Red Oak



Door leaf: DEC3002 Ebony



Door leaf: DEC2016 Wide Grained Mahogany




Door leaf: DEC2013 Burgundy Cherry



Range 3



White Ash
DEC1001



Burger Oak
DEC1002



Light Ash
DEC1003



Light Teak
DEC1004



Cathaya
DEC1005



Algeciras Oak
DEC1006



Granada Oak
DEC1007



Metasequoia
DEC1008



Light Norman Oak
DEC1009



Norman Oak
DEC1010




Yellow Maple
DEC1012



Tawny Oak
DEC1013



Grey Norman Oak
DEC1014



Light Beech
DEC1015



Dark Sapele
DEC2001



Teak
DEC2002



Light Mahogany
DEC2003



Golden Birch
DEC2004



Beech
DEC2005



North American Red Oak
DEC2006



Arteixo Oak
DEC2007



Thin Grained Mahogany
DEC2008



Brown Cigarwood
DEC2009



Cassia Siamea
DEC2010



Red Sandalwood
DEC2011



Korean Pine
DEC2012



Burgundy Cherry
DEC2013



American Garnet Oak
DEC2014



Sapele
DEC2015



Wide Grained Mahogany
DEC2016



Black Cherry
DEC2017



Dark Oak
DEC3001



Ebony
DEC3002




Cigarwood
DEC3003

Silkgrain Surface

Rich color and pattern Painting

Silkgrain surface has colour printing on the steel sheet in multiple colours and patterns, featuring environmentally friendly materials. A diversity of textures and designs are available to match any taste.



Acacia

Pinaster

Nulsen

Wing White

Moon Grey

Rose Wood

Pearly Brown

Silkgrain is a new steel sheet surface achieved by advanced 3D print pre-coating technology (PPM), overprinting layer by layer, presenting natural and realistic textures and 3D sense of touch.

The surfaces comply with the SVHC testing requirements of REACH regulation, and obtain the environmental certification of RoHS.



Hardware

Quality revealed in every detail

High-quality hardware not only enhances the user experience but also plays a crucial role in determining the lifetime of an entrance door. Hörmann hardware has to undergo hundreds of thousands opening and closing cycles for safe and long service life guarantee. Hörmann German-style handles are designed ergonomically to provide a comfortable grip.





D-110



D-310



D-410



Imported security cylinder

- The capacity of security code up to 220 million with complex combination arrangement.
- Anti-burglary protection, SKG 3-star certified.
- With high-carbonised steel anti-drill strip.
- White brass key, reversible on both sides.
- Supplied with an exclusive service card.



D-310 / D310



G-160 / D-310



G-160 / D-110



K-130 / D-110




HOE 600
Length 950mm



HOE 300
Length 1000mm



HOE 300F
Length 1000mm



HOE 800
Length 650mm



HOE 100
Length 350mm

Hörmann Smart Lock HSL06

A way to experience new life safely and intelligently

More comfort and convenience are required by people who live in a modern, fast-paced lifestyle. With one simple swipe of your finger, the door is open. Integrated with a semiconductor fingerprint sensor, Intelligent encryption card, and multiple alerts, the Hörmann smart lock HSL06 is simple but powerful.





Fingerprint identification

- Living biology identification technology
- 360° fingerprint identification function



Password identification

- Password length up to 6-12 digits
- Virtual password up to 20 digits for anti-peeping function
- Temporary password generated via App



MF1 card

- Mf1 card reader
- Enable up to 100 cards



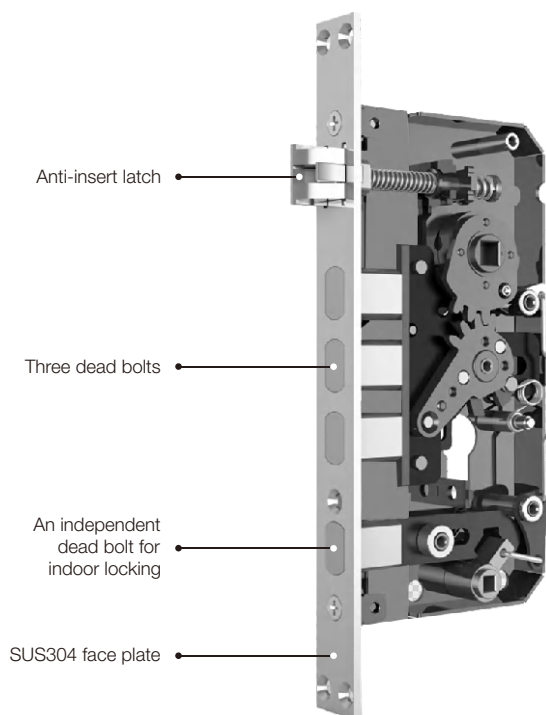
APP control

- For private user, available for remote control and record query
- For project users management, smart control available via NB-IoT system



Reliable mechanical lock

- Optional 'Quick-Lock & Quick-Release' lock and handle set are available.



HSL06 Technical Data

Security grade	Grade B (highest level)
Certification standard	GA 374-2019 Electronic security lock
Unlock method	Fingerscan / Password / MF1 card / spare key / APP / Temporary password
Working temperature	-25 °C ~ 55 °C
Working humidity	20 % ~ 95 %
Applicable door type *	HHS
Battery capacity	6 V
Battery	AA battery x 4 pcs
Battery life cycle	1 year by 10 cycles per day
Low power reminder	Voltage lower than 4.8 V
Voice instruction	Chinese navigation
Anti disassembly Protection	Alarm when it is broken from outdoor side
Anti break-in from spyhole	Prevent unlocking the door via spyhole guiding tool

* The smart lock HSL06 is available for HR60S, HHS.
Fire-rated certification is not available for HR60S with a smart lock.

Hörmann Smart Lock HSL06

More versions for your choice

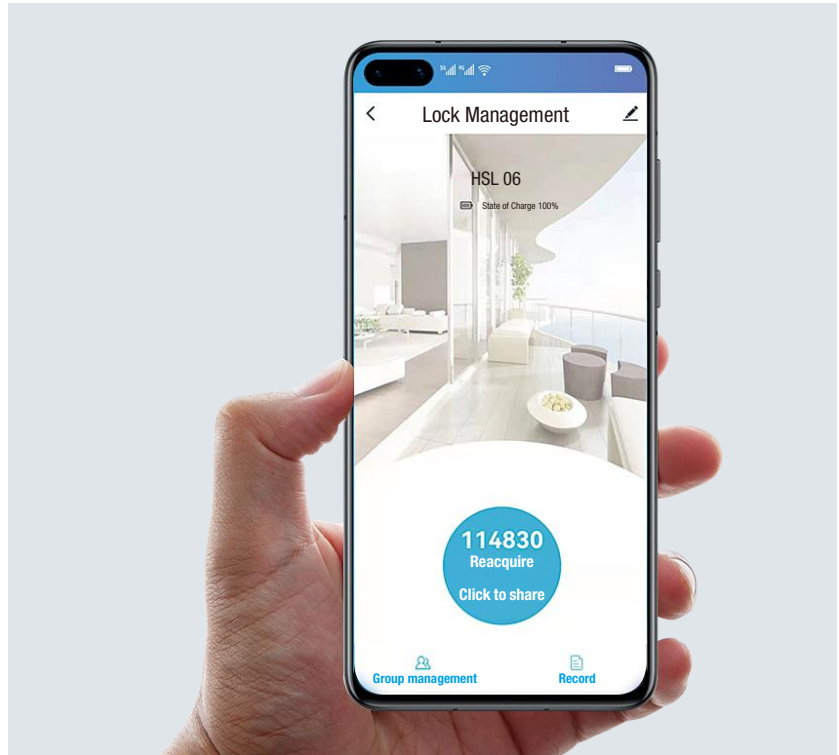
With a high-security technology and management system, smart lock HSL06 provides a WiFi + Bluetooth version for private users and an NB-IoT + Bluetooth version for project users, realizing convenient network operation and meeting the intelligent access control management in various application scenarios.

WiFi + Bluetooth

Remote control under WiFi network

Low-power WiFi + Bluetooth module, OTA upgrade available. Designed for private users, controlled via downloading Hörmann App on mobile phone.

- Remote control: unlock the door via mobile App.
- User management: to add, delete change permissions of users.
- Temporary password: generated and sent via mobile App.
- Lock setting: check record via mobile App.



NB-IoT + Bluetooth

Smart management via NB-IoT system

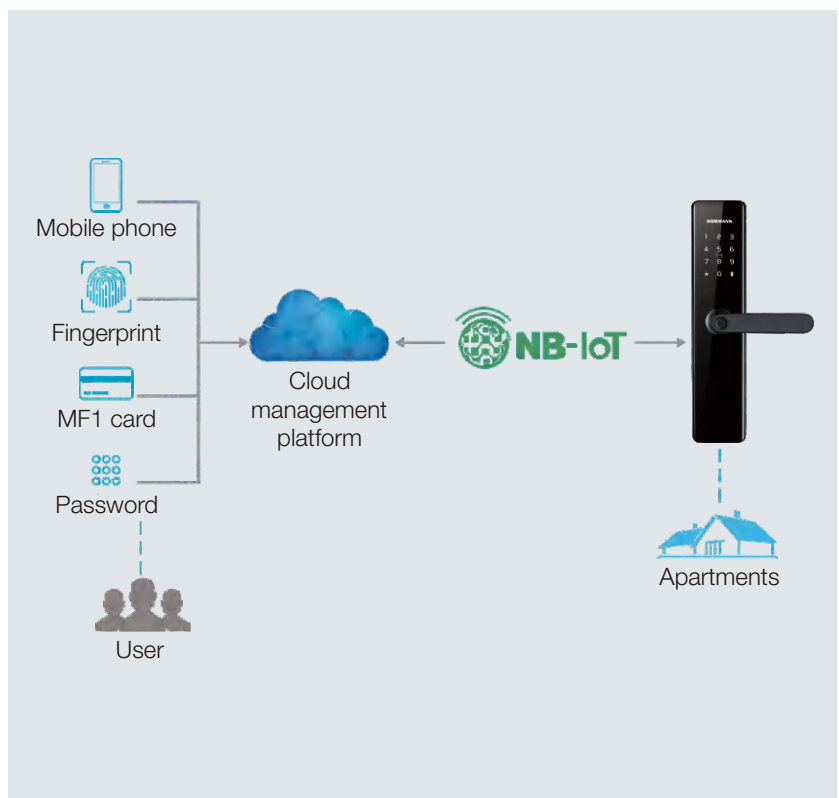
Based on NB-IoT, the smart lock can be connected to mainstream PMS system and apartment management system through open API interface, achieving a unified back-stage management of the access control.

Designed base on low power bluetooth + NB-IoT communication technology; Password, fingerprint and MF1 card can be input and distribute via mobile App (information collector required).

* Default operator is China Telecom, other operators on request.

Applied for project users, such as:

- Campus dormitory
- Talent apartment
- Public rental housing
- Hotel, B&B's and guesthouses
- Enterprise and public institution



European-style Electrical Lock

Compact design

E-Lock HEL_A

Electrical security lock. The door will be unlocked immediately right after swiping the card or scanning the fingerprint, and will be locked automatically whenever it is closed.



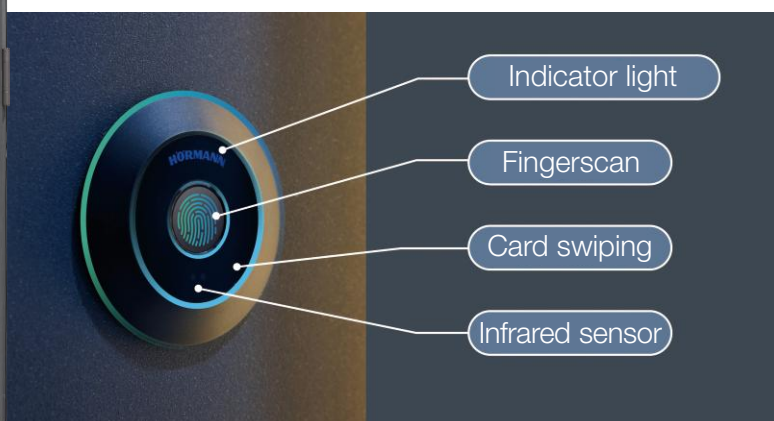

E-Lock HEL_B

A multi-point electrical security lock is equipped with the integrated micro motor as standard. It will automatically drive the latches and bolts to lock or unlock the door. Day/night mode is available.



Smart module HSM 01

Compact-designed intelligent control combines great wisdom into small stature. You will never worry about going out without keys.



Technical Data for Entrance Doors

Professional selection service for your requirement

DOOR TYPE		HTA100	HR60S	HHS
Security level		EN1627 RC3	GB 17565 Class 1	GB17565 Class1 (optional)
Fire resistance		–	GB12955 Class B, 60min	–
Thermal insulation		Single-leaf 0.76 W/(m²·K) Double-leaf 0.98 W/(m²·K)	1.8 W/(m²·K)	1.8 W/(m²·K) *
Acoustic insulation		38 dB	38 dB	34 dB *
Air impermeability		GB/T 7106 Class 8 (highest)	GB/T 7106 Class 8 (highest)	GB/T 7106 Class 8 (highest)*
Water tightness		GB/T 7106 6 (highest)	–	GB/T 7106 Class 5*
Wind load resistance		GB/T 7106 Class 9 (highest)	–	GB/T 7106 Class 5 / 7*
Leaf thickness		90 mm + thickness of surface finishes on both sides	62 mm	50 mm
Leaf form		Flush	Rebated	Flush
Leaf steel sheet thickness		–	0.8 mm	0.6 / 0.8 mm
Frame steel sheet thickness		–	1.5 mm	1.5 mm
Standard frame Depth		Same as door leaf, 90 mm + thickness of surface finishes on both sides	Corner frame 85 mm Knock-down block frame 100 mm	114 mm
Infill		PU foam material	Fireproof board	Paper honeycomb Mineral wool (optional)
Max. size (W x H)	Single-leaf	1300 × 3000 mm	Corner frame 1200 × 2400 mm Knock-down block frame 1200 × 2500 mm	1500 × 3000 mm
	Double-leaf	2500 × 3000 mm	Corner frame 1600 × 2400 mm Knock-down block frame 1600 × 2500 mm (asymmetrical)	2850 × 3000 mm
	Side light	1000 × 3000 mm Max. overall width within 3000 mm	–	–

* The performance characteristics were tested when multi-purpose door HHS was filled with mineral wool and fitted with threshold with seal.

DOOR TYPE		HTA100	HR60S	HHS
Surface	Powder Coating Surface	○	○ (Blueline colours as standard)	○
	Decograin Surface - Range 1 & Range 2	○	○	○
	Decograin Surface - Range 3	-	○	○
	Silkgrain Surface - Range 1	-	○	-
	Silkgrain Surface - Range 2	-	-	-
	Rhein Surface	-	-	-
	Sintered stone panel	○	-	-
	Aluminium panel - minimalist design	○	-	-
	Aluminium panel - precision carving	○ (only for outside of double-leaf door)	-	-
	Wood panel	○ (only for inside of outward door)	-	-
Standard handle	On-demand options	● F100 Lever- knob security handle with long plate	● Black nylon H-110 lever/ lever handle set with short plate	
Lock	○ GU multi-points mechanical lock	● HMLS square head security lock	● ZK lock HML02 ○ ZK lock HML01	
Smart access control	○ GU multi-points electrical lock ○ HTA100 Access control ○ Ekey keypad module, fingerprint module	○ Smart lock HSL06 *	○ Smart lock HSL06 ○ E-Lock HEL_A ○ Smart module HSM 01	
Hinge	● SUS 3D adjustable concealed hinge	● Galvanized steel 3D-160 adjustable hinge HMFH-02	● SUS 3D-120 adjustable hinge	
Cylinder	● R7 high security key /knob cylinder ● Imported anti-disassembly cylinder cover	● Standard security cylinder ○ S3 security cylinder grade C	● H3 Standard cylinder ○ R6+ high security cylinder ○ R7 high security cylinder ○ Master-key cylinders	
Spyhole	-	○ Fire-proof spyhole	○	

● as standard ○ optional

* Fire-rated certification is not available for HR60S with a smart lock.

Hörmann China Service Network System

Derived from German technology and service philosophy

Hörmann has always adhered to deeply cultivating the Chinese market since 1998, providing trustworthy products and solutions, and introducing German technology and service philosophy. We continuously explore, practice, and establish a comprehensive service network, offering our clients full lifecycle manufacturer-level services.





- **Germany service philosophy**
Advanced technology and service philosophy from Germany.
- **Reliable installation service**
Well-trained installation team;
Standard installation procedure;
Strict acceptance inspection.
- **400 hotline**
Considerate customer service support
+ 86 400 6507 888
- **Authoritative technical support**
Experienced pre-sales consultation;
Standardized and customized solutions.
- **Professional after-sales service**
Installation guidance & commissioning;
Maintenance and repair services.
- **Manufacturer-level service**
Service support from Beijing, Tianjin,
and Changshu plants;
Rich in inventory of spare parts.
- **Wide coverage of sales network**
Throughout China and APAC;
Rapid response in close proximity.

Experience Hörmann Quality in New Construction and Modernisation

Hörmann products have impressive durability and high functionality. You can easily plan for the new construction as well as modernisation. Our carefully coordinated solutions could make your home more beautiful, more secure and more comfortable.

**GARAGE DOORS. OPERATORS. ENTRANCE DOORS. RESIDENTIAL INTERIOR DOORS. SLIDING DOORS.
FIRE-RATED DOORS. MULTI-PURPOSE DOORS. TUBULAR DOORS. PARTITION WALLS.
INDUSTRIAL DOORS. LOADING TECHNOLOGY**



Some of the products shown are equipped with special equipment and do not always correspond to the standard versions. The surface finishes and colours shown are subject to the limitations of the printing process and cannot be regarded as binding. All rights reserved. No part may be reproduced without our prior permission. Subject to changes.